



ಬೃಹತ್ ಬೆಂಗಳೂರು ಮಹಾನಗರ ಪಾಲಿಕೆ
Bruhat Bengaluru Mahanagara Palike



BBMP COVID-19 WAR ROOM 29.07.2022



OVERVIEW OF COVID-19 IN BENGALURU



CASE TRENDS

ACTIVE CASES

8,023

Confirmed Cases

1,615

18,33,572 #

Recovered Cases

1,077

18,08,574 #

Death Cases

1

16,975 #



HOSPITALIZATION

38

ICU – V

1

ICU

3

HDU

1

General

33

INCLUDES GOVT. QUOTA AND PRIVATE WALK-IN HOSPITALIZATION



VACCINATION

13,206

2,01,06,111 #

First Dose

615

96,56,593 #

Second Dose

6,045

93,93,859 #

Precaution Dose

6,546

10,55,659 #



TRIAGING

MTU

29

Tele Triage

1,152



ACTIVE CLUSTERS

24

Budding Clusters

(< 5 Cases)

24

Clusters (> 5 cases)

0



TESTING

17,738

3,10,09,471 #

RAT

3,448

RTPCR

14,290

Positivity : 7.40%

*FOR LAST 7 DAYS

: indicates cumulative numbers till date



ABSTRACT OF COVID-19 SCENARIO IN BENGALURU


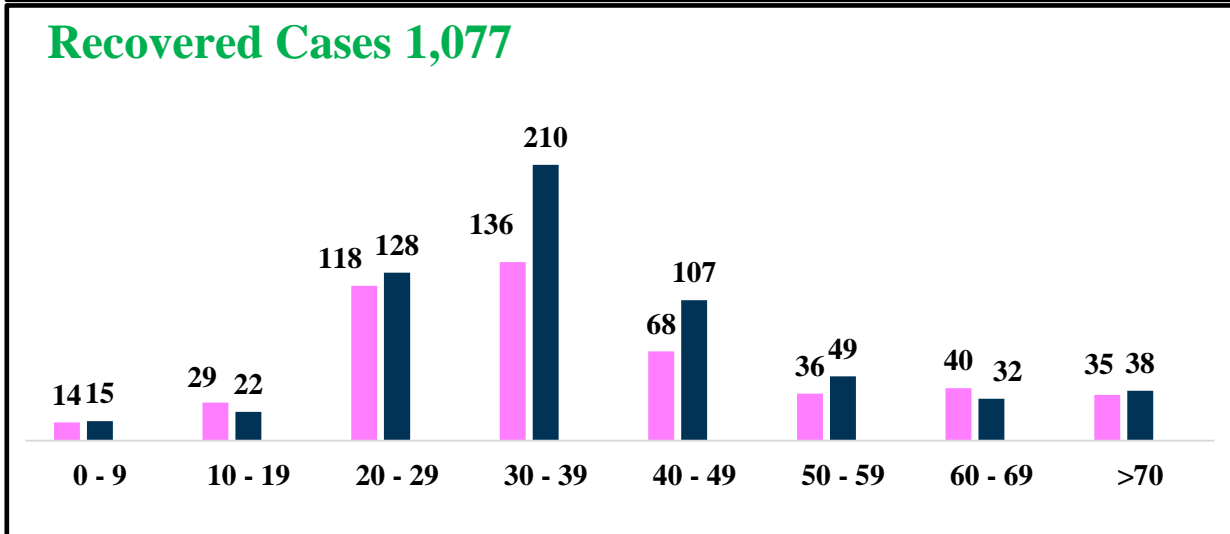
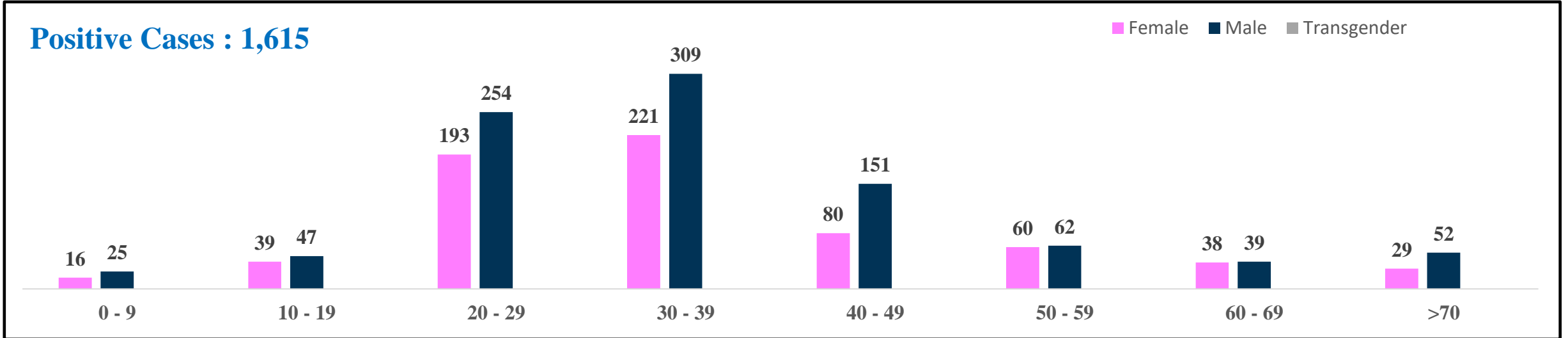


	MALE			FEMALE			TRANSGENDER			TOTAL		
	Last 24 Hours	Last 7 Days	Cumulative	Last 24 Hours	Last 7 Days	Cumulative	Last 24 Hours	Last 7 Days	Cumulative	Last 24 Hours	Last 7 Days	Cumulative
Positive Cases	939	4,753	10,82,274	676	3,588	7,50,406	0	0	196	1,615	8,341	18,33,572
Recovered Cases	601	4,217	10,66,858	476	3,454	7,41,624	0	0	185	1,077	7,671	18,08,574
Death Cases	0	1	10,750	1	1	6,221	0	0	4	1	2	16,975
Total Tests Done	In Last 24 hrs. : 17,738			In last 7 days : 1,12,647			Cumulative : 3,10,09,471					
Vaccine Doses Administered	In Last 24 hrs. : 13,206			In last 7 days : 1,07,346			Cumulative : 2,01,06,111					
ACTIVE CASES							8,023					

*Covid deaths occurred today : 00 | Covid deaths occurred beyond last 48 hrs., reported today : 01

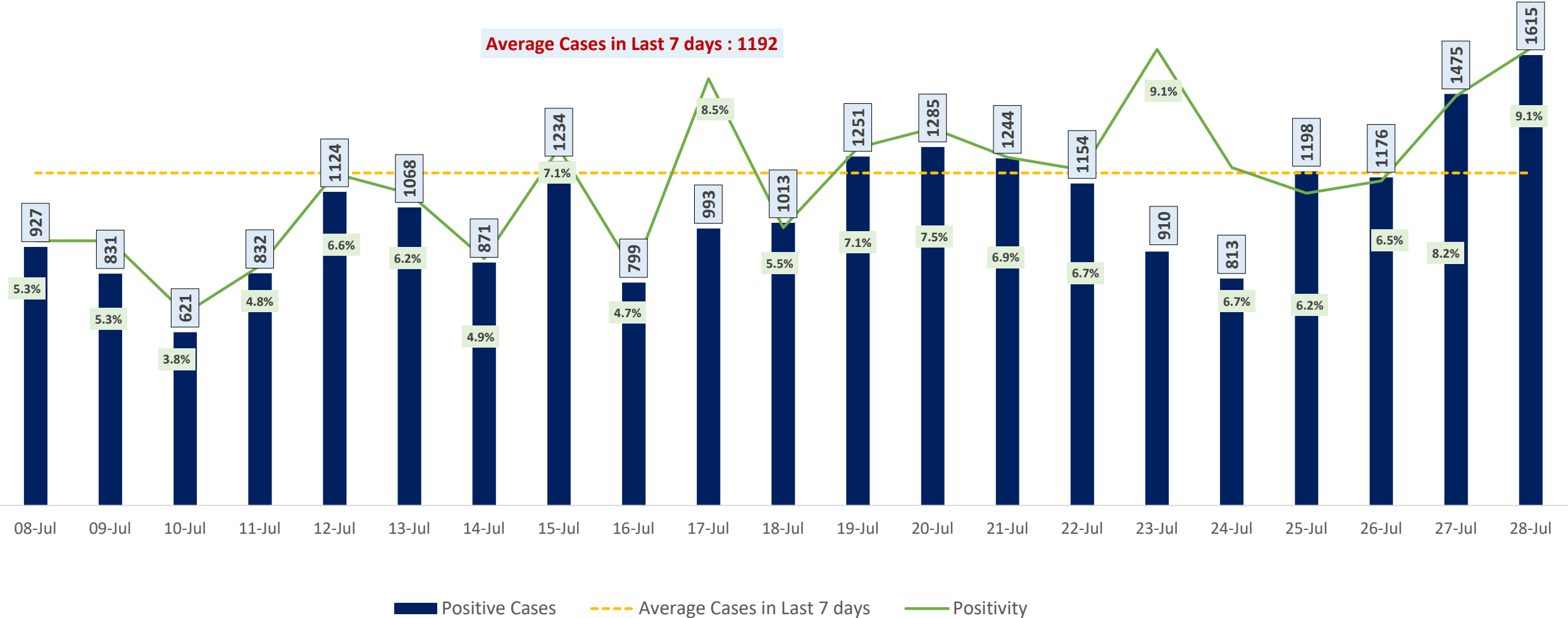


LAST 24 HOURS AGE GROUP AND GENDER WISE DISTRIBUTION





POSITIVITY RATE OF BENGALURU – LAST 21 DAYS

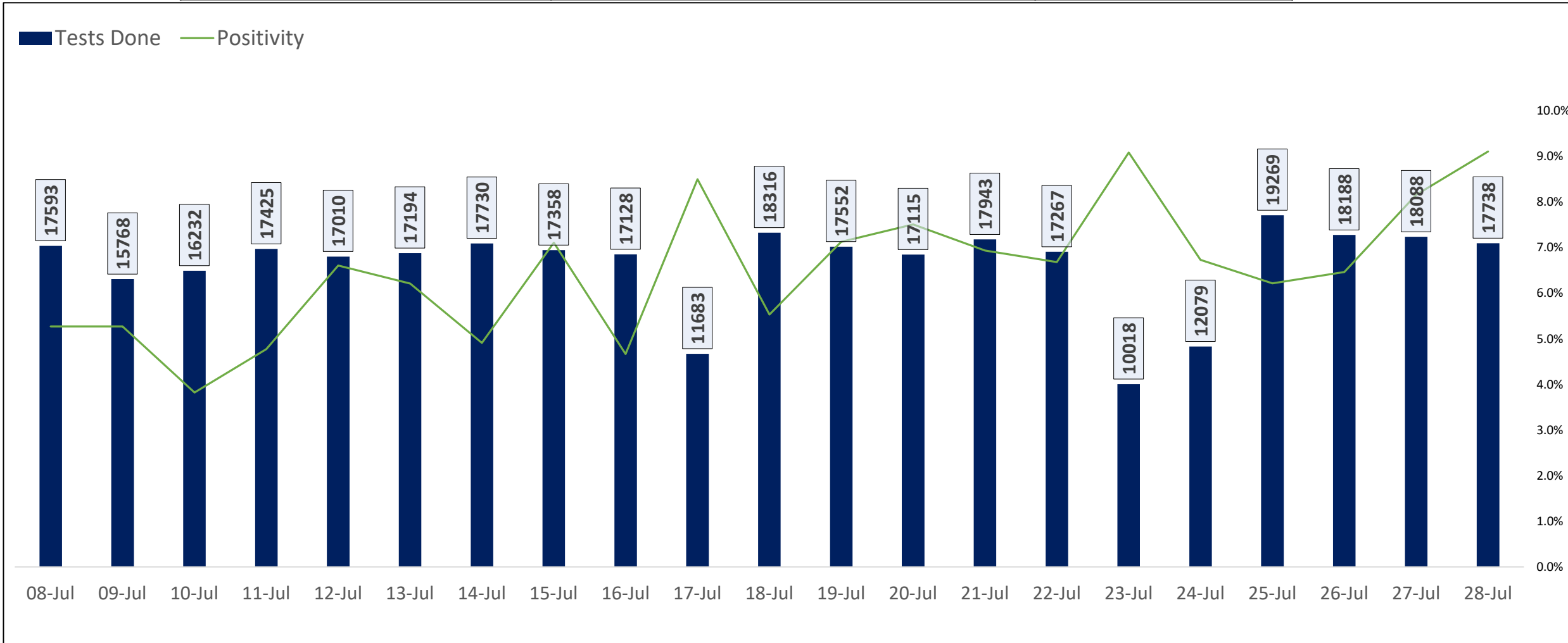




TESTING TRENDS IN BENGALURU

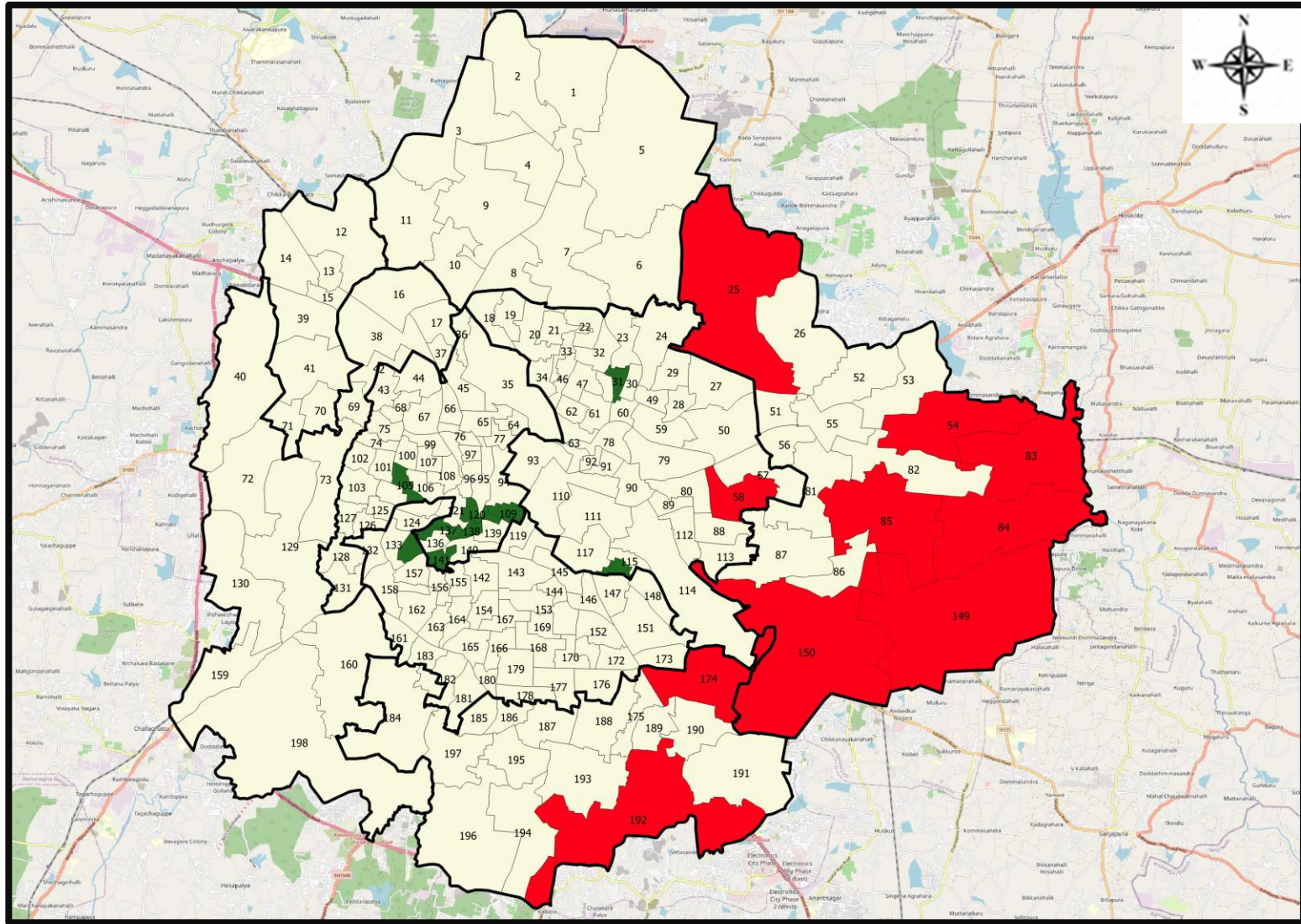


Total Test Conducted Till Date	Test Conducted Last 24 hours	Last 7 Days Average
3,10,09,471	17,738	16,092





BENGALURU URBAN MAP SHOWING TREND OF POSITIVE CASES IN LAST 7 DAYS



Top 10 wards reporting highest number of positive cases in last 7 days

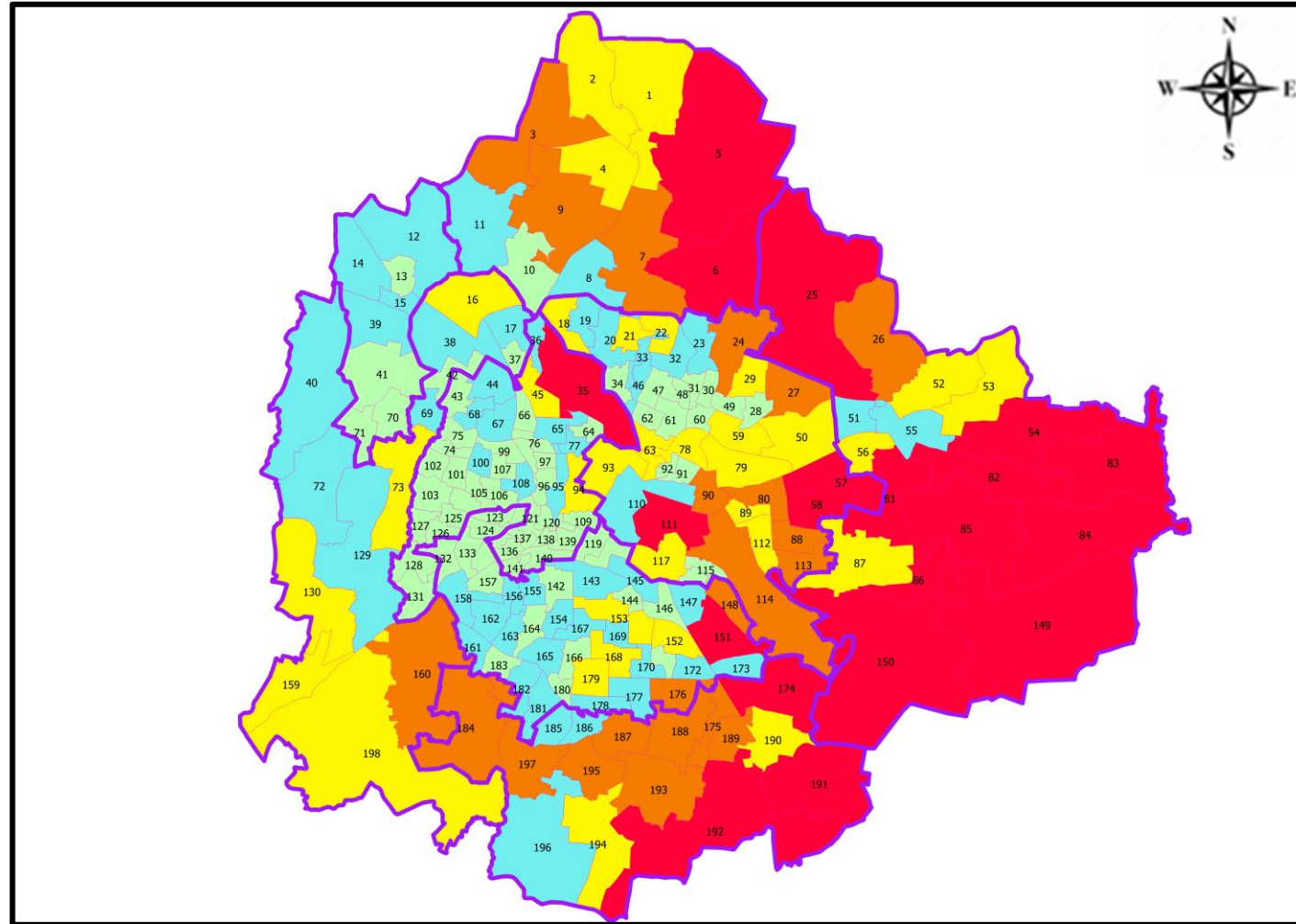
Ward No.	Ward Name	Daily Cases Average
150	Bellanduru	72
83	Kadugodi	42
85	Dodda Nekkundi	40
174	HSR Layout	39
149	Varthuru	29
25	Horamavu	24
84	Hagadur	22
54	Hudi	20
58	New Tippasandra	20
192	Begur	20







Top 10 wards reporting least number of positive cases in last 7 days

Ward No.	Ward Name	Daily Cases Average
141	Azad Nagar	0
137	Rayapura	0
135	Padarayanapura	0
134	Bapuji Nagar	0
120	Cottonpete	0
116	Nilasandra	0
109	Chickpete	0
105	Agrahara Dasarahalli	0
31	Kushal Nagar	0
138	Chalavadipalya	0



BENGALURU MAP SHOWING INTENSITY OF POSITIVE CASES IN LAST 7 DAYS



-  **Level 1 : 0 to 10 Cases**
-  **Level 2 : 10 to 25 Cases**
-  **Level 3 : 25 to 50 Cases**
-  **Level 4 : 50 to 100 Cases**
-  **Level 5 : More than 100 Cases**
-  **Zone Boundaries**

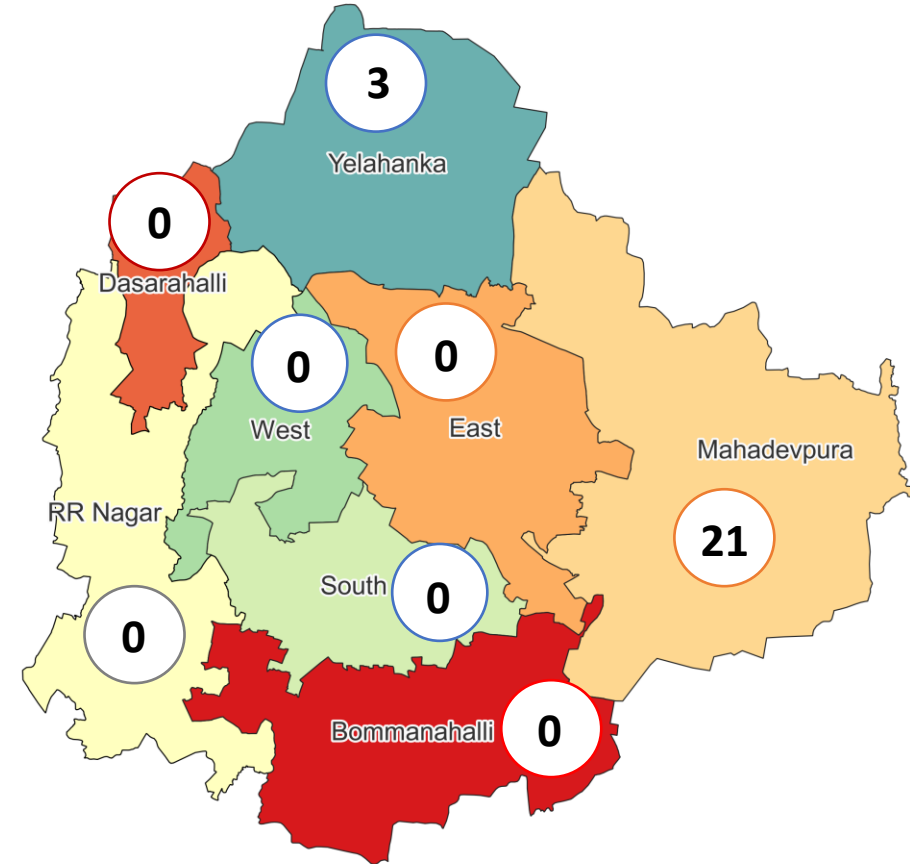


CLUSTER DETAILS



Zone Name	TOTAL CLUSTERS	Budding Clusters	Clusters	Outbreaks
		Less Than 5 Cases	5 To 14 Cases	More Than 14 Cases
BOMMANAHALLI	0 (-)	0 (-)	0 (-)	0 (-)
DASARAHALLI	0 (-)	0 (-)	0 (-)	0 (-)
EAST	0 (-)	0 (-)	0 (-)	0 (-)
MAHADEVPURA	21 (-)	21 (-)	0 (-)	0 (-)
RR NAGAR	0 (-)	0 (-)	0 (-)	0 (-)
SOUTH	0 (-)	0 (-)	0 (-)	0 (-)
WEST	0 (-)	0 (-)	0 (-)	0 (-)
YELAHANKHA	3 (-)	3 (-)	0 (-)	0 (-)
TOTAL	24 (-)	24 (-)	0 (-)	0 (-)

Total Active Clusters



Types of Clusters

Zone Name	Apartments/ Villa	Individual House	Hostels/Quarters	Others	Schools/Colleges
BOMMANAHALLI	0 (-)	0 (-)	0 (-)	0 (-)	0 (-)
DASARAHALLI	0 (-)	0 (-)	0 (-)	0 (-)	0 (-)
EAST	0 (-)	0 (-)	0 (-)	0 (-)	0 (-)
MAHADEVPURA	21 (-)	0 (-)	0 (-)	0 (-)	0 (-)
RR NAGAR	0 (-)	0 (-)	0 (-)	0 (-)	0 (-)
SOUTH	0 (-)	0 (-)	0 (-)	0 (-)	0 (-)
WEST	0 (-)	0 (-)	0 (-)	0 (-)	0 (-)
YELAHANKHA	3 (-)	0 (-)	0 (-)	0 (-)	0 (-)
TOTAL	24 (-)	0 (-)	0 (-)	0 (-)	0 (-)

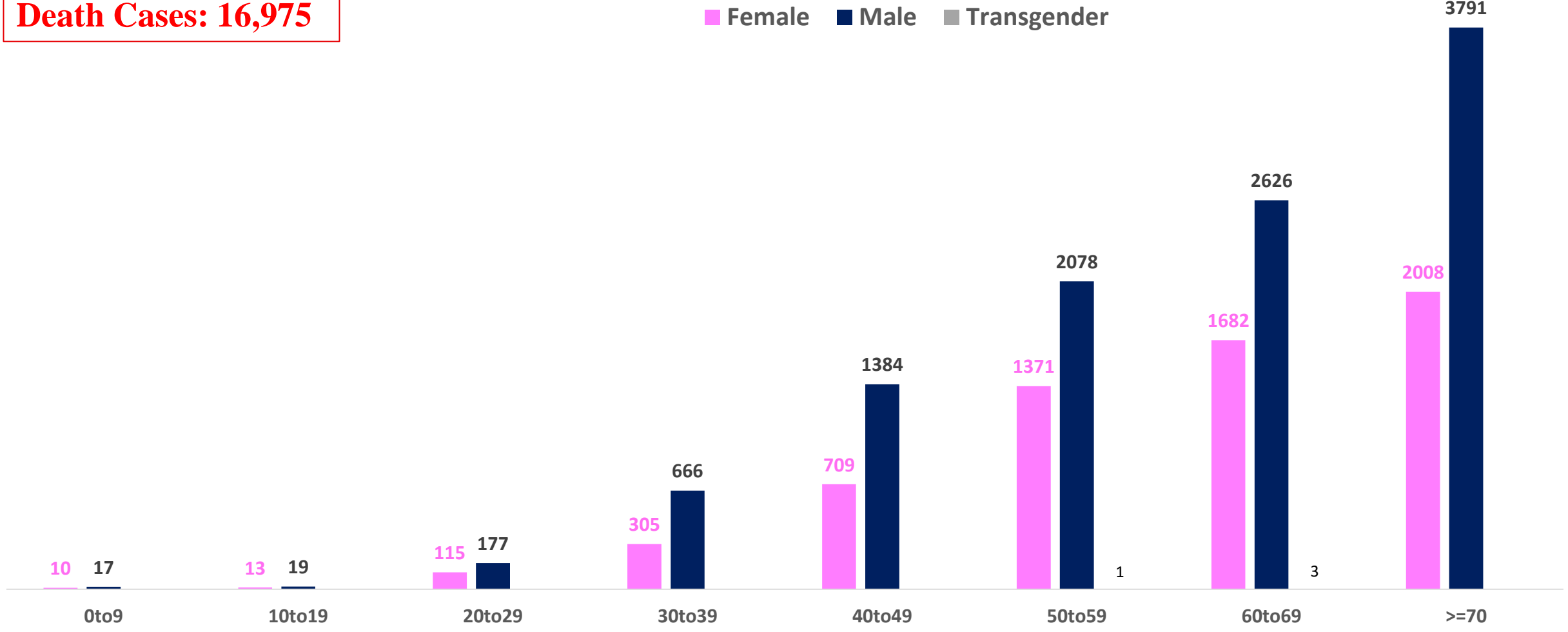
▲▼ : Shows increase and decrease in numbers as compared to previous day



AGE AND GENDER WISE DISTRIBUTION OF DEATH CASES



Death Cases: 16,975





VACCINATION COVERAGE AS ON 28.07.2022



Total Doses Administered

2,01,06,111

▲ 13,206

Total 12-14 years Population : 2.82 Lakhs

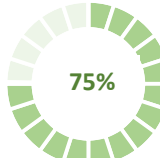
1ST DOSE



2,85,602
Doses administered

▲ 342

2ND DOSE

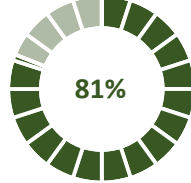


2,12,144
Doses administered

▲ 4,447

Total 15-18 years Population : 4.42 Lakhs

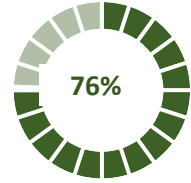
1ST DOSE



3,58,119
Doses administered

▲ 72

2ND DOSE

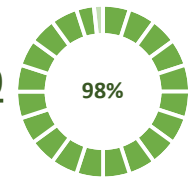


3,34,440
Doses administered

▲ 1,105

Total adult Population : 91.7 Lakhs

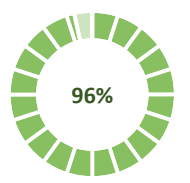
1ST DOSE



90,12,872
Doses administered

▲ 201

2ND DOSE



88,47,275
Doses administered

▲ 493

Priority Group*

Health Care Workers

Dose 1

2,10,361

Doses administered

▲ 0

Dose 2

2,07,037

Doses administered

▲ 3

Frontline Workers

Dose 1

3,81,966

Doses administered

▲ 1

Dose 2

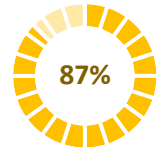
3,73,279

Doses administered

▲ 0

18 - 44 Years Coverage

Dose 1

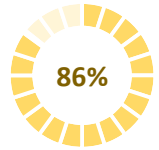


57,45,032

Doses administered

▲ 166

Dose 2



56,30,810

Doses administered

▲ 428

PRECAUTION DOSE



10,55,659

Doses administered

▲ 6,546

PRECAUTION DOSES ADMINISTERED

Health Care Workers

92,044

Booster Doses administered

▲ 130

Front Line Workers

1,28,452

Booster Doses administered

▲ 339

60 + Years Coverage

3,74,119

Booster Doses administered

▲ 335

18 + Years Coverage

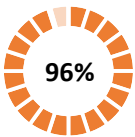
4,61,044

Booster Doses administered

▲ 5,742

45 – 59 Years Coverage

Dose 1

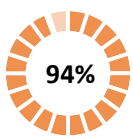


16,95,161

Doses administered

▲ 25

Dose 2



16,72,104

Doses administered

▲ 47

60 + Years Coverage

Dose 1



9,80,352

Doses administered

▲ 9

Dose 2



9,64,045

Doses administered

▲ 15

▲ indicates the increase in last 24 hours



COVID-19 SCENARIO IN BENGALURU AND OTHER METROPOLITIAN CITIES



CITY NAME	Positive Cases	Active Cases	Recovered	Deceased	Vaccine Doses Administered
New Delhi	19,51,930	3,526	19,22,097	26,307	3,58,03,829
Bengaluru*	18,33,572	8,023	18,08,574	16,975	2,32,37,794
Mumbai	11,22,993	1,806	11,01,540	19,647	2,17,98,854
Chennai	7,81,575	4,455	7,68,051	9,069	1,09,30,074

Source : <https://dashboard.cowin.gov.in/> at 4:40pm (29.07.2022)
Source : <https://www.covid19bharat.org/> at 4:40pm(29.07.2022)

*includes BBMP & Bengaluru Urban



SNAPSHOT OF COVID-19 CASES IN BENGALURU URBAN



**Total Wards With
< =10 Cases* :
69**

**Tests Conducted
On 28.07.2022:
17,738**

**Recovery
Rate:
98.64%**

**Total
Active Cases :
8,023**

**Total Vaccinated on
28.07.2022:
13,206**

**Positivity
Rate* :
7.40%**

**Active
Rate:
0.44%**

**Case
Fatality Rate* :
0.02%**





*Total positive cases In the past 7 days

*CFR and positivity is for Past 7 days



ಬೃಹತ್ ಬೆಂಗಳೂರು ಮಹಾನಗರ ಪಾಲಿಕೆ
Bruhat Bengaluru Mahanagara Palike




Download BBMP Bulletin	https://apps.bbmpgov.in/covid19/mediabulletin.php
To register for vaccination :	https://selfregistration.cowin.gov.in/
BBMP COVID19 Dashboard:	https://apps.bbmpgov.in/covid19/
Follow us on:	 www.facebook.com/bbmp.comm1/
	 twitter.com/BBMPCOMM
	  BBMPSplHealth

Issued by:

Honorable Chief Commissioner, BBMP
Special Commissioner Health & IT, BBMP
MD, Bengaluru Smart City Limited

THANK YOU !



ಬೃಹತ್ ಬೆಂಗಳೂರು ಮಹಾನಗರ ಪಾಲಿಕೆ
Bruhat Bengaluru Mahanagara Palike

ಕೊರೋನಾ ಸೋಂಕಿನಿಂದ ಸುರಕ್ಷಿತವಾಗಿರಲು

ಮುಖಗವಸು ಧರಿಸಿ

ಕೈಗಳನ್ನು ತೊಳೆಯಿರಿ

6 ಅಡಿ ಅಂತರ ಪಾಲಿಸಿ

ಲಸಿಕೆ ಪಡೆಯಿರಿ

For more information around COVID-19 call the BBMP helpline number 1533

